

MEDIA & ENTERTAINMENT

A Research Publication by DZ BANK AG

Studio Babelsberg⁶⁾

Reuters: BG1D.DE

Bloomberg: BG1

Year *	Sales		GER GAAP-Earnings p.sh.		Cash flow per share		PER	PCF	Dividend per share
	EUR m		EUR		EUR				
2009	75.6	(75.6)	-0.12	(-0.12)	-0.03	(-0.03)	-	-	0.00
2010	57.5	(104.0)	0.01	(0.14)	0.11	(0.24)	172.6	13.3	0.00
2011e	60.0	(92.0)	0.07	(0.16)	0.16	(0.25)	20.5	8.8	0.00
2012e	63.0	(-)	0.07	(-)	0.16	(-)	19.7	8.7	0.00

* Fiscal year end December – In brackets: Figures from the last publication

Back in the black

- » In 2010, sales fell by 23.95% to EUR 57.5m, but total overall performance increased by 25.8% to EUR 55.7m. Accordingly, utilisation rates at the studio and for complementary service units have seen considerable improvements. In 2010, five large international film productions with a total estimated budget of over USD 150m were realised, wholly or partially, with support from Studio Babelsberg AG. Overall, projects realised in 2010 in Babelsberg received subsidies of more than EUR 20.0m from the German Federal Film Fund (DFFF).
- » Higher utilisation rates in the core activities of studio rental and set construction have meant considerably higher earnings. EBIT increased from EUR -2.1m to EUR +0.4m. Taking account of the financial result - which was negative at EUR -0.147m, primarily on account of write-offs of loans (EUR 0.46m) and the depreciation of an investment (EUR 0.264m) - and after the deduction of taxes (EUR 0.286m), the Group surplus stood at EUR 0.23. Studio Babelsberg has a solid balance sheet with a group equity ratio of 86.6% and free liquid funds of EUR 2.6m.

Sales and earnings performance of Studio Babelsberg is very much dependent on the realisation of individual film projects. Given the project character of activities, there can be large fluctuations in utilisation rates with respect to studio and service capacities and thus also in earnings performance. For 2012, management is cautiously optimistic. Based on available projects, we believe that value added sales and earnings can be further increased. In light of the low visibility, we are leaving our recommendation at HOLD.

Selected Companies	Price on 7 Jul 2011	PER		EV / EBITDA		EV / Sales 11e	Re-com.
		11e	12e	11e	12e		
Studio Babelsberg	1.36 EUR	20.5	19.7	3.0	2.6	0.14	→
Pinewood Shepperton	2.03 GBP	22.2	20.8	10.4	9.9	3.18	-
Lions Gate Entert Corp	6.79 USD	75.4	17.6	11.8	8.5	0.78	-
Village Roadshow Ltd	3.18 AUD	9.8	9.7	3.3	6.3	0.90	-
Regal Entertainment Group	11.85 USD	21.4	16.5	6.8	6.0	1.19	-
Median for all peer group companies		21.7	17.1	11.1	9.2	2.19	-

↑ = Buy, → = Hold, ↓ = Sell, ● = not rated, n/a = not appropriate
Source: DZ BANK, I/B/E/S, FactSet

EQUITIES

Flash
8 Jul 2011

Hold (prev. Hold)

Closing price 7 Jul 2011

(in EUR): 1.36

Fair value: 1.78 (prev. 2.58)

Risk classification: 5

Financial ratios 2011e:

Book value per share (in EUR):	2.15
Equity ratio (in %):	86.6
Net margin (in %):	1.8
ROE (in %):	3.1
Dividend yield (in %):	0.0
Free cash flow (EUR m):	0.5
Net debt (EUR m):	-13.3

Number of shares

(million units): 15.9

Market cap

(in EUR m): 21.70

Free float (in %): 24.5

SIN: A0D9UR

ISIN: DE000A0D9UR4

Datastream: D:BG1



Author: Harald Heider, Analyst

DZ BANK
Bank on Germany

BACK IN THE BLACK

Sales and earnings performance

In 2010, group sales fell by 23.95% to EUR 57.5m, but total overall performance increased by 25.8% to EUR 55.7m. Accordingly, utilisation rates for studio operations and service companies providing complementary production services have increased considerably. Value added sales generated by Group companies in 2010 - a measure which better reflects operating performance - increased considerably by 59.6% to EUR 30.8m. At the level of Studio Babelsberg AG, sales increased by 22.6% to EUR 6.48m. The EUR 1.27m or 54.5% increase in sales revenues from studio and atelier operations to EUR 3.6m is primarily attributable to income from atelier rentals for the "Anonymous" and "The Three Musketeers" projects. .

The value added sales increased by 59.6% in 2010 to EUR 30.8m

In 2010, five large international film productions with a total estimated budget of over USD 150m were realised, wholly or partially, with support and value creating contributions from Group companies of Studio Babelsberg AG. Overall, projects realised either wholly or partially in Babelsberg in 2010 received more than EUR 20.0m in subsidies from the German Federal Film Fund (DFFF).

Numerous large projects realised in 2010

Key projects realised through the course of the year include the two feature films from the production slate of Joel Silver under the Dark Castle company brand:

- "Unknown Identity" with Liam Neeson in the leading role and an estimate production budget of around USD 30m. The film received EUR 4.3m from the DFFF. In the US, the film generated a very considerable USD 61.1m at the box office.
- "The Apparition" with an estimated budget of EUR 17.0m, thereof around EUR 0.9m in finance from the DFFF.

Both projects were produced by Dark Castle in co-production with Studio Babelsberg as executive producer. Both films were shot in Babelsberg, not least because of the financial investment made by Babelsberg Motion Pictures International GmbH in the Dark Castle production slate.

A total of fifteen films are to be produced within the scope of the Dark Castle film slate based on a revolving production budget. Group financial statements will show a loan in the amount of EUR 7.7m to Silver Slate LLC included under financial assets. The loan is to be repaid with the revenue of a 15-title movie package. Up to now, six films from this slate have been released. Only one of these, "Unknown Identity", has generated revenues which will come in considerably above the minimum guarantees paid during the production phase.

Further large film projects in fiscal 2010 were:

- "Anonymous" produced and directed by Roland Emmerich. For this film, Studio Babelsberg received DFFF-subsidies totalling EUR 4.4m as executive producer.
- "Who is Hanna?" with Cate Blanchett and Eric Bana. The film, made by the production company Focus Features, had an estimated production budget of around USD 30m and was subsidised by around EUR 3.7 from the DFFF. Studio Babelsberg was also executive producer here.

^{1) - 9)} Important: Please read the references to possible conflicts of interest and disclaimers/disclosures at the end of this report.

- The 3D-feature "The Three Musketeers" by Constantin Film has an estimated budget of over USD 60m. This film received EUR 7.6m in subsidies from the DFFF and will be premiered in autumn 2011. Given the high construction intensity for this project, the value added share of sales is likely to have been relatively high.

Alongside these large film projects, a number of smaller film projects were also realised at Studio Babelsberg. This includes the film "Chicken with Plums" produced by the production company TheManipulators GmbH. This company, which was established as a joint venture in February 2010, holds a 37.4%-stake in Studio Babelsberg.

In addition, Studio Babelsberg or Group subsidiaries have also provided production services for a raft of German films. These include "Yoko" by Blue Eyes Fiction, "In Darkness" by SchmitzKatze Filmkollektiv, "Wunderkinder" by CCC Filmkunst, "Niemandland" by UFA Cinema and "Deckname Annet" by Ziegler Film.

As a result of higher utilisation rates, expenditure for materials increased by 10.4% to EUR 33.9m and personnel expenditure by 67.2% to EUR 15.5m. On the other hand, depreciation fell by 6.4% to EUR 1.47 and other operating expenses by 18.1% to EUR 4.75m. Other operating income remained steady at EUR 1.59m.

Against this background, EBIT increased from EUR -2.1m to EUR +0.4m. Taking account of the financial result (EUR -0.147m) - which was negative primarily on account of write-offs on loans (EUR 0.46m) and the depreciation of an investment (EUR 0.264m) - and after the deduction of taxes (EUR 0.286), the Group surplus stands at EUR 0.23m.

The increase in value added sales is positively reflected in earnings

Balance sheet

The balance sheet of the Group as a whole appeared solid on 31 December 2010. The equity ratio of the Group as a whole stands at 86.6% and at 93.8% for Studio Babelsberg AG. The Group has liquid funds of some EUR 5.135m at its disposal. According to management statements, around 50% is for advances for film productions. At the level of the AG, cash and cash equivalents stood at EUR 655,000 as per 31 December 2010. As already mentioned, in order to acquire film projects, Studio Babelsberg has issued a loan for around EUR 7.7m to producer Joel Silver which is to be repaid with the revenues of a 15-title movie package. Given the uncertainties with regard to future cash flow performance from these film projects, Studio Babelsberg will not allocate interest payable by Dark Castle on a pro rata temporis basis but at final maturity. The company currently has over 0.819 million of its own shares at its disposal.

Studio Babelsberg does not need to take on debt

Outlook and perspectives

The future sales and earnings performance of the Studio Babelsberg Group depends on whether management succeeds in convincing enough producers to shoot large film projects at their studios. In doing this, Studio Babelsberg sees competition from a range of international production locations. Aside from consideration given to finding suitable location backdrops, sets (original locations, studios) and infrastructure requirements, the relative costs of production, state subsidy options as well as the local availability of filming, dressing and set construction specialists play a crucial role in choosing the film site. Studio Babelsberg has built up a particularly strong reputation for high-tech film projects

^{1) - 9)} Important: Please read the references to possible conflicts of interest and disclaimers/disclosures at the end of this report.

(3D, Bluescreen). Expertise in the field of 3D technology could prove a particular competitive advantage.

In the current fiscal year, a number of projects have already been realised at Studio Babelsberg. As executive producer and co-producer, Studio Babelsberg completed the feature 3D-production "Hansel & Gretel: Witch Hunters" in the six months to June 2011. The film was a commissioned production for US-major Paramount Pictures with an estimated production budget (according to IMDB) of around USD 60m. The feature was subsidised with EUR 6.7m from the DFFF.

A larger project could be realised in 2011

Further production services (studio rental, set construction and/or dressing) could be provided for projects "Rubbeldiekatz" by BojeBuck Film, Berlin "Mitte/Zettl" by Diana Film, "Unsere Mütter/Unsere Väter" by teamWorx and "Am Ende die Hoffnung" by Aspekte Telefilm.

The film "Anleitung zum Unglücklichsein" by Desert Flower Filmproduction is currently in production. The large project "Cloud Atlas" by star producers Andy and Lana Wachowski is also in the pipeline. The film, directed by Tom Tykwer with leading roles played by Tom Hanks, Halle Berry and Susan Sarandon, has an estimated production budget of around USD 140m. Production is to begin in September 2011. The chances are good that this project will be produced at Studio Babelsberg. Management has also reported that the rental situation for Berliner Street is good.

Based on the current utilisation rates for Studio Babelsberg, we expect overall annual performance of around EUR 60.0m and value added sales to stand at around EUR 32.0m. This translates to a slight increase of around 3.9% on value added sales from 2010. At the same time, we expect a below-average increase in operating costs so that the operating result for 2011 could increase by around 100.0% to EUR 1.4m. After adjusting for the financial result and taxes, we have an estimated net result of around EUR 1.1m. This would be considerably above the net result from fiscal 2010, though still notably below results from 2007 and 2008.

We expect earnings improvement for 2011

Beyond fiscal 2011, sales and earnings performance is dependent on the acquisition of further projects. Management is currently in negotiations with respect to two further European productions as well as two large international projects. Whether these negotiations will be successful and boost utilisation rates in 2012 cannot be answered today. It can be assumed, however, that at least one further film from the Dark Castle production slate could be produced in fiscal 2012.

Over recent years, the general trend has been for the number of European film productions to increase, climbing from 818 projects in 2006 to more than 880 projects in 2009. The number of German production companies capable of getting finance for large international projects off the ground and subsequently producing the films has also increased. Examples are Constantin Film and Tandem Communications. Subject to further support from the DFFF, the likelihood that Studio Babelsberg will continue to attract projects to Babelsberg is thus increased. Sales and earnings performance depends on how high the value added share of sales will be.

The number of potential film projects is increasing

In 2007, value added sales of EUR 32.0m and a net result of EUR 6.0m could be generated. In 2008, the net result stood at EUR 3.0m based on value added sales of EUR 35.0m.

^{1) - 9)} Important: Please read the references to possible conflicts of interest and disclaimers/disclosures at the end of this report.

Valuation

We expect Studio Babelsberg will be in a position to generate sales of between EUR 60m and EUR 70m with value added sales of between EUR 30m and EUR 40m. On this basis, we expect the net result to come in between EUR 1.1m and EUR 1.9 over the next few years. Based on our adjusted sales and earnings forecasts, our DCF model yields a new Fair Value of EUR 1.78, previously EUR 2.58. The contraction is attributable, on the one hand, to a reduction in future anticipated earnings and, on the other hand, from an increased risk discount reflecting the extreme project character of the business model and the lack of long-term visibility. For these reasons, we confirm our HOLD recommendation.

Given the project character of business, sales and earnings performance difficult to plan for the medium-term

^{1) - 9)} Important: Please read the references to possible conflicts of interest and disclaimers/disclosures at the end of this report.

AT A GLANCE

Company profile

Studio Babelsberg operates one of the largest European large-atelier film studios. Revenues are generated from studio rentals and complementary production services. The business model is subject to strong fluctuations in utilisation rates on account of the project-driven nature of activities.

Basis for investment recommendation

Studio Babelsberg is one of the largest film production studios outside the USA. In addition to attractive film subsidies in Germany, Studio Babelsberg offers comprehensive studio capacities as well as complementary production services for the production of international cinema films. However, the lack of visibility in the area of film financing is making the business model less reliable.

Price sensitive current issues

- » Trends in film subsidy in Germany and in competing studio locations in Europe
- » Effects from the development of the global film production market
- » The introduction of new technologies such as HDTV and 3D demands special production expertise
- » The development of co-production activities
- » Trends in film financing

Opportunities and risks

Opportunities	Risks
Increasing number of european big budget movie productions	Increasing subsidies with competing studio locations
Production know how with respect to 3D-projects	Weak US-Dollar makes production in Germany relatively more expensive
Hidden reserves with the real estate assets	Project character of the business is hampering sales and earnings forecasts

^{1)–9)} Important: Please read the references to possible conflicts of interest and disclaimers/disclosures at the end of this report.

PROFIT AND LOSS ACCOUNT

Euro m	2009	2010	2011e	2012e	2013e	2014e
Sales	75.6	57.5	60.0	63.0	65.0	67.0
Change in inventory/Own work	-31.3	-1.8	-0.7	-0.5	0.0	0.0
Total output	44.3	55.7	59.3	62.5	65.0	67.0
% against prev. year	-53%	26%	6%	5%	4%	3%
Cost of materials	-30.8	-33.9	-36.1	-38.2	-39.7	-41.0
Personnel expenses	-9.9	-16.5	-16.8	-17.3	-17.6	-18.1
Other operating expenses/income	-4.2	-3.2	-3.6	-4.3	-4.1	-4.2
EBITDA	-0.6	2.1	2.8	2.8	3.6	3.7
Depreciation/Amortisation	-1.6	-1.5	-1.4	-1.4	-1.4	-1.4
Amortisation	0.0	0.0	0.0	0.0	0.0	0.0
Operating profit (EBIT)	-2.1	0.7	1.4	1.4	2.2	2.3
% against prev. year	-194%		107%	4%	54%	5%
Net interest income	0.5	0.5	0.1	0.1	0.1	0.1
Net other financial income	-0.3	-0.7	0.1	0.1	0.1	0.1
Profit before extraordinary items	-1.9	0.5	1.5	1.5	2.3	2.4
% against prev. year	-161%		187%	4%	51%	5%
Extraordinary profit/loss	0.0	0.0	0.0	0.0	0.0	0.0
Profit before tax	-1.9	0.5	1.5	1.5	2.3	2.4
% against prev. year	-161%		187%	4%	51%	5%
Tax	-0.4	-0.3	-0.4	-0.4	-0.7	-0.7
Tax rate	-21%	56%	28%	28%	28%	28%
Profit after tax	-2.4	0.2	1.1	1.1	1.7	1.8
% against prev. year	-180%		367%	4%	51%	5%
Minority interest	0.0	0.0	0.0	0.0	0.0	0.0
Profit after minorities	-2.4	0.2	1.1	1.1	1.7	1.8
Adjusted profit after minorities	-2.0	0.1	1.1	1.1	1.7	1.8
Average number of shares, fully diluted (m)	15.911	15.911	15.911	15.911	15.911	15.911
Fully diluted earnings per share	-0.12	0.01	0.07	0.07	0.10	0.11
Fully diluted EpS before goodwill amort.	-0.12	0.01	0.07	0.07	0.10	0.11

Fiscal year end December

Source: Studio Babelsberg and DZ BANK estimates

1) - 9) Important: Please read the references to possible conflicts of interest and disclaimers/disclosures at the end of this report.

RATIOS

Euro	2009	2010	2011e	2012e	2013e
Profit and loss ratios					
Total output (m)	44.3	55.7	59.3	62.5	65.0
EBITDA margin	-1.3%	3.8%	4.7%	4.5%	5.5%
EBIT margin	-4.8%	1.2%	2.3%	2.3%	3.4%
Net margin	-4.4%	0.2%	1.8%	1.8%	2.6%
Investment ratio	1.1%	0.5%	1.3%	1.6%	1.8%
Net other operating costs as % of total output	9.5%	5.7%	6.1%	6.8%	6.3%
Net financial income as % of total output	0.5%	-0.3%	0.2%	0.2%	0.2%
Average sales growth next five years	8.6%	4.7%			
Average earnings growth next five years		73.1%			

Profitability ratios					
ROE	-6.0%	0.4%	3.1%	3.1%	4.5%
ROCE	-11.3%	3.2%	6.5%	6.7%	10.1%

Productivity ratios					
Sales per employee ('000)	520.76	633.09	658.89	694.44	714.29
EBIT per employee ('000)	-25.24	7.53	15.27	15.85	24.17

Balance sheet ratios					
Equity ratio	77.1%	86.7%	86.6%	86.4%	86.3%
Long term debt and equity / Fixed assets	121.8%	113.6%	120.0%	126.0%	132.8%
Liquidity (quick ratio)	200.3%	166.8%	185.7%	211.4%	240.6%
Receivables as % of total output	1.6%	1.1%	1.2%	1.3%	1.4%
Investment (net of GW) / Depreciation	32.5%	18.7%	53.8%	70.7%	87.3%
Working capital as % of total output	-1.1%	-2.9%	-1.6%	-1.1%	-1.0%

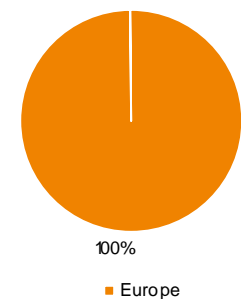
Figures per share					
EpS after goodwill amortisation	-0.12	0.01	0.07	0.07	0.10
Fully diluted EpS before goodwill amort.	-0.12	0.01	0.07	0.07	0.10
Diluted cash earnings per share	-0.03	0.11	0.16	0.16	0.19
Dividend per common share	0.00	0.00	0.00	0.00	0.00
Cash per share, diluted	0.52	0.32	0.36	0.42	0.51
Net debt per share, diluted	-0.55	-0.81	-0.84	-0.90	-0.99

Valuation ratios					
Enterprise value / Sales	0.5	0.2	0.1	0.1	0.1
Enterprise value / EBITDA		4.6	3.0	2.6	1.6
Enterprise value / EBIT		14.7	6.1	5.2	2.7
EV/Sales to sales growth	-0.07	0.02	0.03	0.03	0.02
PEG ratio - common shares			0.28		

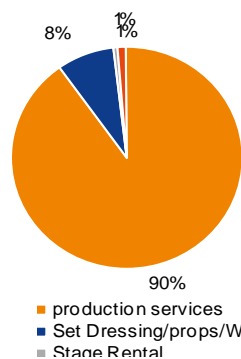
Fiscal year end December

Source: Studio Babelsberg, DZ BANK estimates

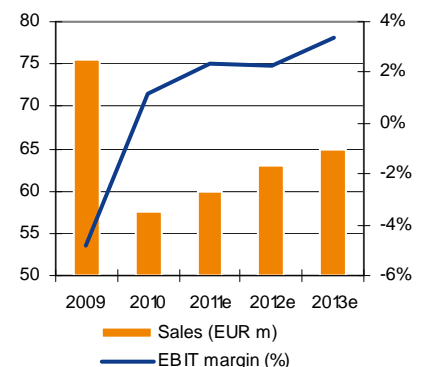
SALES BY REGION 2009



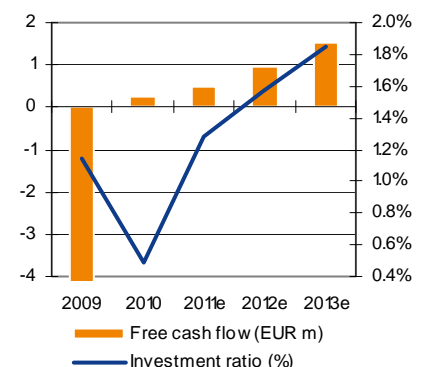
SALES BY BUSINESS SEGMENT 2009



SALES AND MARGIN DEVELOPMENT



FREE CASH FLOW AND INVESTMENT RATIO



^{1) - 9)} Important: Please read the references to possible conflicts of interest and disclaimers/disclosures at the end of this report.

DISCOUNTED CASH FLOW VALUATION

Cost of capital

Weighted average cost of capital (WACC)	12.18%
-----------------------------------------	--------

Euro m	2011e	2012e	2013e	2014e	2015e
EBIT	1.4	1.4	2.2	2.3	2.4
Interest expenditure on pensions provisions	0.0	0.0	0.0	0.0	0.0
Extraordinary result	0.0	0.0	0.0	0.0	0.0
Adjusted EBIT	1.4	1.4	2.2	2.3	2.4
Adjusted taxes on earnings of the company	-0.4	-0.4	-0.6	-0.7	-0.7
Net Operating Profit After Tax (NOPAT)	1.0	1.0	1.6	1.7	1.7
Depreciation/Amortisation of tangible/intangible assets	1.4	1.4	1.4	1.4	1.4
Investments in tangible/intangible assets	-0.8	-1.0	-1.2	-1.3	-1.4
Change in provisions/special items	-0.1	0.1	0.1	0.0	0.1
Change in working capital	-0.7	-0.3	0.0	-0.2	-0.1
Change in other current assets	-0.5	-0.4	-0.5	-0.3	-0.2
Free cash flow	0.4	0.9	1.3	1.2	1.5
Cash values of free cash flows on the valuation date	0.4	0.8	1.0	0.9	0.9
Total cash value of free cash flow	12.8				
Market value of non-operating assets	2.5				
Liquid assets/Securities/Interest-bearing financial assets	12.8				
Entity value	28.2				
Financial debt/Pension provisions	0.0				
Equity value (incl. minority interest)	28.2				
Value of minority interest	0.0				
Equity value (excl. minority interest)	28.2				
Equity value per share, diluted (EUR)	1.78				

Fiscal year end December

Source: Studio Babelsberg and DZ BANK estimates

IMPRINT

Published by: DZ BANK AG Deutsche Zentral-Genossenschaftsbank, Platz der Republik, 60265 Frankfurt am Main
 Board of Directors: Wolfgang Kirsch (Chief Executive Officer), Lars Hille, Wolfgang Köhler, Hans-Theo Macke, Albrecht Merz, Thomas Ullrich, Frank Westhoff
 Responsible: Stefan Bielmeier, Head of Research and Volkswirtschaft
 © DZ BANK AG Deutsche Zentral-Genossenschaftsbank, Frankfurt am Main 2011
 Reprinting and reproduction requires the approval of DZ BANK AG Deutsche Zentral-Genossenschaftsbank, Frankfurt am Main

TIME CONDITIONS OF ENVISAGED UPDATES AND OF PRICE QUOTATIONS (EQUITIES)

DZ BANK maintains a list of companies for which company-specific financial analyses are published (master list). Comments on events relevant for the share price of all companies on the master list are published. Whether and why such publications are made is subject to the sole discretion of DZ BANK. In addition, extensive research analyses are prepared for stocks on the master list. The identity of companies for which such publications are made is subject to the sole discretion of DZ BANK. In order to comply with the regulations of the Securities Trading Act, it is possible that the publication of financial analyses is restricted at any time without any previous announcement for individual companies in the master list. The share prices are taken from Datastream, based on the Datastream codes given; they are closing prices in line with the Datastream system.

RESPONSIBLE SUPERVISORY AUTHORITY

Bundesanstalt für Finanzdienstleistungsaufsicht, Lurgiallee 12, 60439 Frankfurt am Main, Germany

RESPONSIBLE COMPANY

DZ BANK AG Deutsche Zentral-Genossenschaftsbank, Platz der Republik, 60265 Frankfurt am Main, Germany

RESEARCH ANALYST COMPENSATION

Research analysts are not compensated for specific investment banking transactions. The author(s) of this report receive(s) compensation that is based on (among other factors) the overall profitability of DZ BANK, which includes earnings from the firm's investment banking and other businesses. DZ BANK generally prohibits its analysts, persons reporting to analysts, and members of their households from maintaining a financial interest in the securities or futures of any companies that the analysts cover.

DZ BANK RESEARCH – ALL COVERED COMPANIES

Buy 73.8%, Hold 6.8%, Sell 19.4%

PERCENTAGE OF COMPANIES WITHIN EACH CATEGORY FOR WHICH DZ BANK, DZ FINANCIAL MARKETS LCC AND/OR RESPECTIVE AFFILIATES HAVE PROVIDED INVESTMENT BANKING SERVICES WITHIN THE PREVIOUS 12 MONTHS

Buy 14.9%, Hold 17.4%, Sell 13.8%

CERTIFICATION

Each DZ BANK research analyst who is involved in the preparation of this research report certifies that:

- the views expressed in the research report accurately reflect such research analyst's personal views about the subject securities and issuers; and
- that no part of his or her compensation was, is, or will be directly or indirectly related to the specific recommendations or views contained in the research report.

THE NUMERICAL ANNOTATIONS IN THE TEXT REFER TO THE NUMBERING OF THE NOTES BELOW (1-9)

DZ BANK and/or its respective affiliate(s)

- beneficially owns 1% or more of any class of common equity securities of the subject company,
- has managed or co-managed a public offering of securities of the subject company within the past 12 months,
- beneficially makes a market in, or undertakes the designated sponsor responsibilities of, the subject company. As such, the market maker may have an inventory position, either "long" or "short", in the relevant security and may be on the opposite side of orders executed on the relevant exchange,
- beneficially has received during the past 12 months compensation for investment banking services from the company, its parent, or its wholly owned or majority-owned subsidiary,
- holds a trading position, as that term is defined by German law, in shares of the company whose securities are subject of the research,
- entered into an agreement concerning the preparation of financial analysis with issuers of financial instruments, if these or financial instruments issued by them are the subject of the financial analysis,
- beneficially expects to receive or intends to seek compensation for investment banking services in the next 3 months from the company, its parent, or its wholly owned or majority-owned subsidiary.
- The author, or an individual who assisted in the preparation, of the report or a member of their respective households serves as an officer, director or advisory board member of the subject company.
- The author, or an individual who assisted in the preparation, of the report or a member of their respective households has a direct ownership position in securities issued by the subject company or derivatives thereof.

Further information and compulsory data regarding financial analyses can be found under www.dzbank.de.

DISCLAIMER

- This report has been prepared by DZ BANK AG Deutsche Zentral-Genossenschaftsbank, Frankfurt am Main, Germany („DZ BANK“) and has been approved by DZ BANK for distribution in Germany and other such locations as noted below. The authoring analysts are employed by DZ BANK.
- Our recommendations do not constitute any investment advice and consequently, they may not be fully (or not at all) suitable to individual investors, depending on their investment objectives, targeted holding period or the individual financial situation. The recommendations and opinions contained in this report constitute the best judgment of DZ BANK at the date and time of preparation of this document and are subject to change without notice as a result of future events or results. This report is for distribution in all countries only in accordance with the applicable law and rules and persons into whose possession this report comes should inform themselves about and observe such law and rules. This report constitutes an independent appraisal of the relevant issuer or security by DZ BANK; all evaluations, opinions or explanations contained herein are those of the author of the report and do not necessarily correspond with those of the issuer or third parties.
- This report is being furnished to you solely for your information and may not be reproduced, redistributed or published in whole or in part, to any other person.
- DZ BANK has obtained the information on which this report is based from sources believed to be reliable, but has not verified all of such information. Consequently, DZ BANK, DZ Financial Markets LLC and/or their respective affiliates do not make or provide any representations or warranties regarding the preciseness, completeness or accuracy of the information or the opinions contained in this report. Further, DZ BANK assumes no liability for damages incurred as a result of distributing and/or using this report and/or which are connected to the utilization of this document.
- Any decision to effect an investment in securities should be founded on independent investment analysis and processes as well as other reports including, but not limited to, information memoranda, sales prospectuses or offering circulars rather than on the basis of this report. Whilst DZ BANK may provide hyperlinks to web sites of entities mentioned in this report, the inclusion of a link does not imply that DZ BANK endorses, recommends or approves any material on the linked page or accessible from it. DZ BANK accepts no responsibility whatsoever for any such material, nor for any consequences of its use.
- This report is not to be construed as and does not constitute a public offer or an invitation to any person to buy or sell any security or other financial instrument. The information in this report does not constitute investment advice. In preparing this report, DZ BANK has not and does not act in the capacity of investment adviser to, or asset manager for, any person.
- DZ BANK may have investment banking and other business relationships with the company or companies that are the subject of this report. DZ BANK's research analysts

^{1) - 9)} Important: Please read the references to possible conflicts of interest and disclaimers/disclosures at the end of this report.

also provide important input into the investment banking and other business selection processes. Investors should assume that DZ BANK, DZ Financial Markets LLC and/or their respective affiliates are seeking or will seek investment banking or other business from the company or companies that are the subject of this report and that the research analysts who were involved in preparing this material may participate in the solicitation of such business to the extent permitted by applicable law. DZ BANK, DZ Financial Markets LLC and/or one of its affiliates as well as their employees may have positions in the securities or effect transactions in the securities.

g) Research analysts are not compensated for specific investment banking transactions. The author(s) of this report receive(s) compensation that is based on (among other factors) the overall profitability of DZ BANK, which includes earnings from the firm's investment banking and other businesses. DZ BANK generally prohibits its analysts, persons reporting to analysts, and members of their households from maintaining a financial interest in the securities or futures of any companies that the analysts cover.

2. Specific information for the United States of America and Canada: This research report is being provided by DZ BANK to U.S. investors and, in case of equity research, in partnership with Auerbach Grayson and Company, Inc., a U.S. registered broker-dealer ("Auerbach"). It is either being distributed to U.S. investors by Auerbach in accordance with the rules of the Financial Industry Regulatory Authority or directly by DZ BANK in accordance with Rule 15a-6 under the Securities and Exchange Act of 1934. If distributed directly by DZ BANK, the report is only being distributed to, and is only intended to be read by, major institutional investors as that term is defined by Rule 15a-6. Any order for the purchase or sale of equity-securities covered by this report must be placed with Auerbach. You may reach Auerbach at 25 West 45th Street, New York, NY 10036, 212-557-4444. This research has been prepared outside the United States by analysts who may not have been subject to rules regarding the preparation of reports and the independence of research analysts like those in effect in the United States. The opinions, estimates and projections contained in this report are those of DZ BANK as of the date of this report and are subject to change without notice. The information contained in this report has been compiled by DZ BANK from sources believed to be reliable but no representation or warranty, express or implied, is made by DZ BANK or its affiliated companies or any other person as to the report's accuracy, completeness or correctness. Within the scope of application of the federal laws of the United States or the laws of the individual US states, the above exclusion of representations and warranties takes precedence over the exclusion of liability clause in Section 1, paragraph 4 above. The securities/ADRs discussed in this report are either listed on a US exchange, traded in the US over-the-counter, or traded only on a foreign exchange. Those securities that are not registered in the US may not be offered or sold, directly or indirectly, within the US or to US persons (within the meaning of Regulation S and under the Securities Act of 1933 (the "Securities Act") except pursuant to an exemption under the Securities Act. This report does not constitute an offer with respect to the purchase or sale of any security within the meaning of Section 5 of the Securities Act and neither this report nor anything contained herein shall form the basis of, or be relied upon in connection with, any contract or commitment whatsoever.

In Canada it may only be distributed to persons who are resident in Canada to whom trades of the securities described herein may be made exempt from the prospectus requirements of applicable provincial or territorial securities laws.

3.a) Specific information for the United Kingdom: DZ BANK is regulated by the German Financial Services Supervisory Authority (*Bundesanstalt für Finanzdienstleistungsaufsicht*) for the conduct of business. However, to the extent that this report is being distributed in the UK, this report may be distributed only to and is directed only at Eligible Counterparties and Professional Clients within the meaning of the FSA Rules (such persons being referred to as "relevant persons"). This report must not be acted on or relied on by persons who are not relevant persons. Any investment or investment activity to which this report relates is available only to relevant persons and will be engaged in only with relevant persons.

b) DZ BANK, DZ Financial Markets LLC and/or their respective affiliates expressly exclude all conditions, warranties, representations and terms (whether implied by statute, common law or otherwise) of any kind whether regarding the preciseness, completeness or accuracy of the information or the opinions contained in this report, or otherwise. Further,

DZ BANK assumes no liability for direct or indirect damages or loss of any kind, whether arising in or for breach of contract, tort (including negligence), breach of statutory duty, indemnity or otherwise, incurred as a result of distributing and/or using this report. Nothing in this Disclaimer is intended to exclude or limit or shall have the effect of, excluding or limiting, any liability for (i) fraud, (ii) death or personal injury caused by negligence, (iii) breach of terms regarding title implied by s.12 Sale of Goods Act 1979 and/or s.2 Supply of Goods and Services Act 1982, or (iv) any liability to the extent the same may not be excluded or limited as a matter of law. Within the scope of application of the laws of England, this Section 3 b) takes precedence over the exclusion of liability provisions in Section 1d) above.

4. Specific information for Italy: This report must only be distributed in Italy to persons as defined in Article 2(1) (e) of Directive 2003/71/EC ("Qualified Investors"). No other persons other than Qualified Investors should read, act, or rely on any information contained in this report. Any activity to which this report relates will only be engaged in with Qualified Investors.

5. Specific information for Singapore: This report is distributed by DZ PRIVATBANK Singapore Ltd. (PBSG) and DZ BANK Singapore Branch. Recipients of this report are to contact PBSG (Telephone No.: (65)-6513 8000) and DZ BANK Singapore Branch (Telephone No.: (65)-6438-0060) in Singapore in respect of any matters arising from, or in connection with, this report. If the recipient of this research report is not an accredited investor, expert investor or institutional investor (as defined under Section 4A of The Securities and Futures Act), PBSG and DZ BANK Singapore Branch accept legal responsibility for the contents of the report without any disclaimer limiting or otherwise curtailing such legal responsibility.

The views and opinions in this report are our own as of the date hereof and are subject to change. This report is strictly confidential and is being supplied to you strictly on the basis that it will remain confidential. No part of this material may be

(i) copied, photocopied, duplicated, stored or reproduced in any form by any means or (ii) redistributed or passed on, directly or indirectly, to any other person in whole or in part, for any purpose without the prior written consent of PBSG and DZ BANK Singapore Branch.

6. DZ BANK Research – Recommendation Definitions (Ratings System):

(Except as otherwise noted, expected performance within the 12 month period from the date of the rating):

Buy: greater than 5% increase in share price
 Hold: price changes between +5% and -5%
 Sell: more than 5% decrease in share price

7.a) Note: - Any fair values / price targets shown for companies discussed in this report may not be achieved due to multiple risk factors, including, without limitation, market volatility, sector volatility, corporate actions, the state of the economy, the failure to achieve earnings and/or revenue projections, the unavailability of complete and accurate information and/or a subsequent occurrence that affects the underlying assumptions made by DZ BANK or by other sources relied upon in the report.

b) DZ BANK may also have published other research about the company during the period covered that did not contain a fair value / price target but that discussed valuation matters. The fair values / price targets shown should be considered in the context of all prior published research as well as developments relating to the company, its industry and financial markets.

c) DZ BANK is not obliged to up-date the research report. Investors must keep themselves informed about on the current course of business and any changes in the current course of business of the issuer.

d) By using this report or by relying on it in any manner whatsoever you agree to be bound by the foregoing limitations. Additional information on the contents of this report is available on request.

e) If any term of this Disclaimer is found to be illegal, invalid or unenforceable under any applicable law, such term shall, insofar as it is severable from the remaining terms, be deemed omitted from this Disclaimer and shall in no way affect the legality, validity or enforceability of the remaining terms.



RATING HISTORY

Recommendation	Date	Price
Hold	22 Apr 2010	1.84 EUR
Buy	16 Jul 2009	2.05 EUR

^{1) - 9)} Important: Please read the references to possible conflicts of interest and disclaimers/disclosures at the end of this report.

RESEARCH TEAM MEDIA

Christoph Bast		+49 – (0)69 – 74 47 – 36 33	christoph.bast@dzbank.de
Harald Heider		+49 – (0)69 – 74 47 – 60 93	harald.heider@dzbank.de
Thomas Maul		+49 – (0)69 – 74 47 – 16 04	thomas.maul@dzbank.de

INSTITUTIONAL SALES

Germany, Benelux, Scandinavia, Switzerland, Austria, UK	Sandra Münstermann	+49 – (0)69 – 74 47 – 49 90	sandra.muenstermann@dzbank.de
---------------------------------------------------------	--------------------	-----------------------------	-------------------------------

Equity Sales

Germany	Kai Böckel	+49 – (0)69 – 74 47 – 12 28	kai.boeckel@dzbank.de
Benelux, Scandinavia	Heiko Klebing	+49 – (0)69 – 74 47 – 49 95	heiko.klebing@dzbank.de
Switzerland	Petra Bukan	+49 – (0)69 – 74 47 – 4992	petra.bukan@dzbank.de
Austria	Thomas Reichelt	+49 – (0)69 – 74 47 – 6709	thomas.reichelt@dzbank.de
UK	Jonathan Cox	+44 - 20 - 7776 – 6075	jonathan.cox@dzbank.de
	Lars Wohlers	+49 – (0)69 – 74 47 – 68 34	lars.wohlers@dzbank.de

Sales Trading

Sales Trading	Sacha Kaiser	+49 – (0)69 – 74 47 – 4 28 28	sacha.kaiser@dzbank.de
---------------	--------------	-------------------------------	------------------------

DERIVATIVES SALES

Derivatives Sales	Michael Menrad	+49 – (0)69 – 74 47 – 9 91 95	michael.menrad@dzbank.de
-------------------	----------------	-------------------------------	--------------------------

ACCESS TO DZ RESEARCH (CONTACT ANJA.BECK@DZBANK.DE)

Bloomberg	DZAG <GO>
Reuters	"DZ Bank" & RCH <NEWS>